



Date : 27.05.2021

Time : 18:00

Subject: COMMUNICATION NO 1.


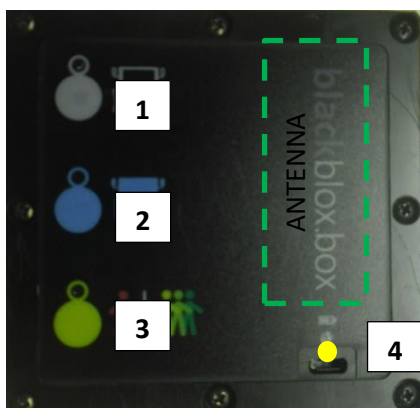
Document No: 3.1

From: *The Clerk of the Course / Daniel Blažinčič*

To: *All competitors/ Crew Members*  
*Number of pages: 2 Attachments: 0*



## APPENDIX GPS MONITORING

### GPS SAFETY TRACKING SYSTEM



1. Sleep mode, system is working, when the car is moving. If press the white button, system go to non-stop mode, white LED is blinking. To go to sleep mode, press the button again.
2. SOS button. When you have an accident and need help, press this button. Software receives your request and signals it on the display
3. This button is not important for the user.
4. There is the connector for charging the battery and yellow LED, which is signaling proper working of system. In normal work it is blinking.

### MOUNTING INSTRUCTIONS:




It is easy to mount the tracker on the roll bar.

**WARNING:** Antenna shall be turned left or right to the window, or up, but never down.



OK




NOT OK



Min 30 cm below of the car roof

ANTENNA




WINDOW



ANTENNA

WINDOW



ANTENNA

Daniel Blažinčič  
Clerk of The course

